

### Box Properties

--Description--

Name:

Type: Closed Box

Shape: Prism, square

--Box Parameters--

Vb = 2.969 cu.ft

V(total) = 3.526 cu.ft

Qtc = 0.855

F3 = 31.59 Hz

Fill = none

### Driver Properties

--Description--

Name: XX 18 D4

Type: Standard one-way driver

Company: RE Audio (2015)

--Configuration--

**No. of Drivers = 1**

Dual voice coils = parallel

--Driver Parameters--

Fs = 20.51 Hz

Qms = 5.76

Vas = 6.082 cu.ft

Xmax = 1.9 in

Sd = 194.8 sq.in

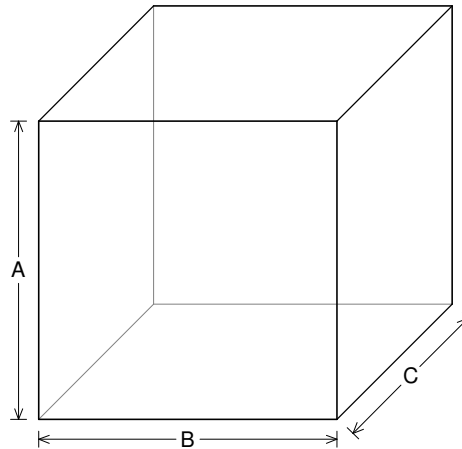
Qes = 0.567

Re = 1.48 ohms

Le = 1.727 mH

Z = 1.776 ohms

Pe = 1500 watts



--External Dimensions--

A = 22 in

B = 22 in

C = 16 in

--Internal Dimensions--

A = 20.5 in


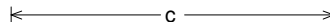
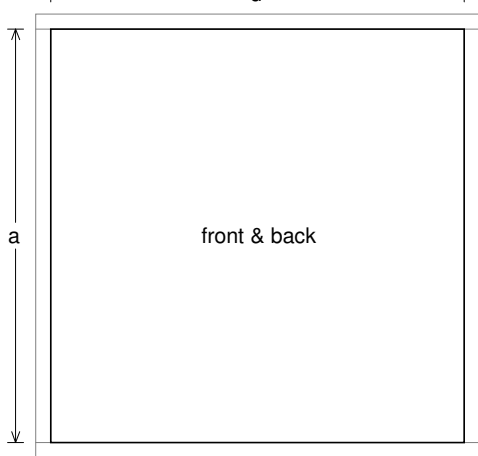
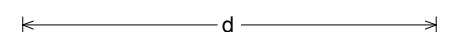
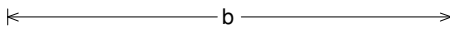
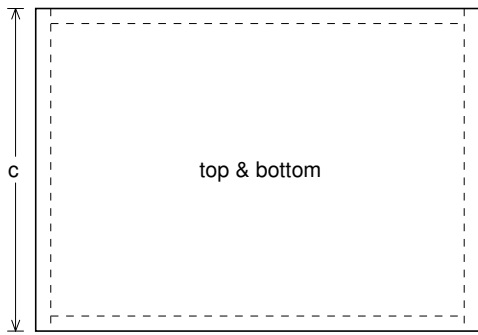
B = 20.5 in

C = 14.5 in

--Wall Thickness--

Front = 0.75 in

Side = 0.75 in



**Box Parts**

Box Shape: Square Prism

- 1 Top, 1 Bottom: depth (c) = 16 in  
width (b) = 22, thickness = 0.75 in
- 1 Front, 1 Back: height (a) = 20.5 in  
width (d) = 20.5, thickness = 0.75 in
- 2 Sides: height (a) = 20.5 in  
depth (c) = 16, thickness = 0.75 in

--Driver Mounting--  
Mounting: Front



### Wiring Diagram

