



### Box Properties

--Description--

Name:

Type: Closed Box

Shape: Prism, square

--Box Parameters--

Vb = 1.5 cu.ft

V(total) = 1.623 cu.ft

Qtc = 0.792

F3 = 49.44 Hz

Fill = none

### Driver Properties

--Description--

Name: SXX 12 D4

Type: Standard one-way driver

Company: RE Audio (2015)

--Configuration--

**No. of Drivers = 1**

Dual voice coils = parallel

--Driver Parameters--

Fs = 45.21 Hz

Qms = 9.225

Vas = 0.58 cu.ft

Xmax = 1.1 in

Sd = 74.88 sq.in

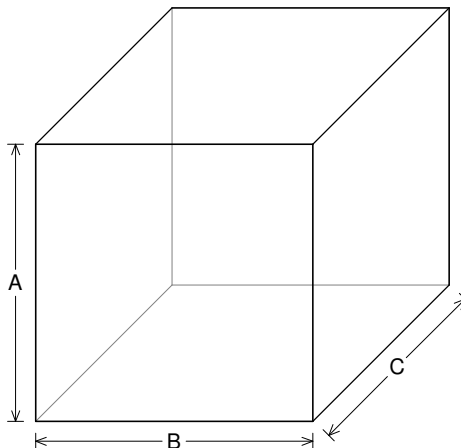
Qes = 0.76

Re = 1.991 ohms

Le = 1.973 mH

Z = 2.389 ohms

Pe = 1200 watts



--External Dimensions--

A = 16 in

B = 16 in

C = 14.84 in

--Internal Dimensions--

A = 14.5 in

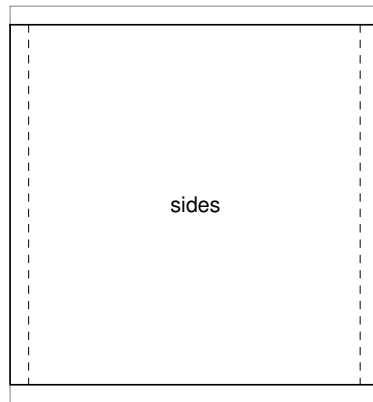
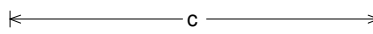
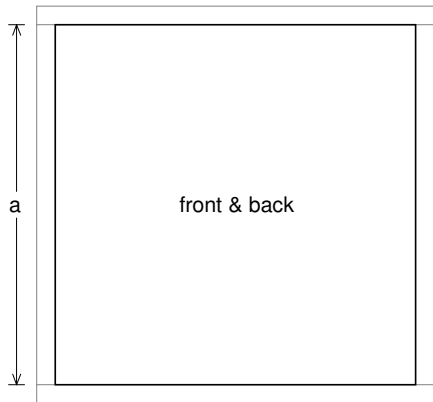
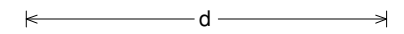
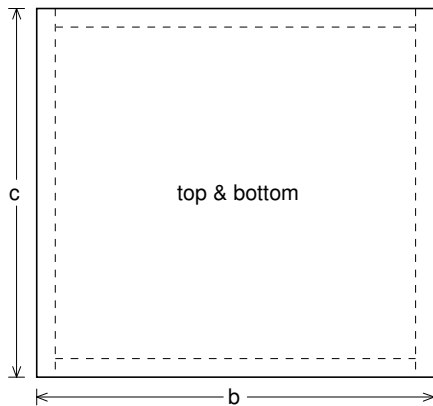
B = 14.5 in

C = 13.34 in

--Wall Thickness--

Front = 0.75 in

Side = 0.75 in



### Box Parts

Box Shape: Square Prism

1 Top, 1 Bottom: depth (c) = 14.84 in  
width (b) = 16, thickness = 0.75 in

1 Front, 1 Back: height (a) = 14.5 in  
width (d) = 14.5, thickness = 0.75 in

2 Sides: height (a) = 14.5 in  
depth (c) = 14.84, thickness = 0.75 in

--Driver Mounting--  
Mounting: Front



### Wiring Diagram

