

Box Properties

--Description--

Name:

Type: Closed Box

Shape: Prism, square

--Box Parameters--

Vb = 2 cu.ft

V(total) = 2.194 cu.ft

Qtc = 1.099

F3 = 46.01 Hz

Fill = none

Driver Properties

--Description--

Name: SXX 15 D4

Type: Standard one-way driver

Company: RE Audio (2015)

--Configuration--

No. of Drivers = 1

Dual voice coils = parallel

--Driver Parameters--

Fs = 44.67 Hz

Qms = 10.22

Vas = 1.311 cu.ft

Xmax = 1.1 in

Sd = 128.6 sq.in

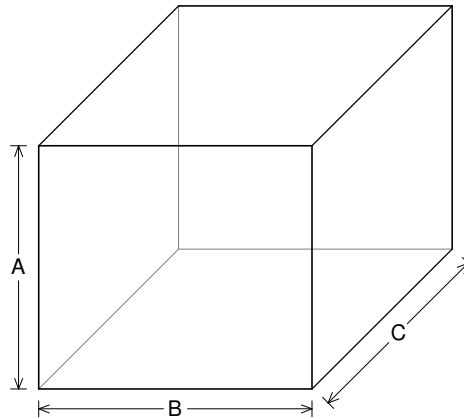
Qes = 0.998

Re = 2.034 ohms

Le = 2.268 mH

Z = 2.441 ohms

Pe = 1200 watts



--External Dimensions--

A = 16 in

B = 18 in

C = 17.35 in

--Internal Dimensions--

A = 14.5 in

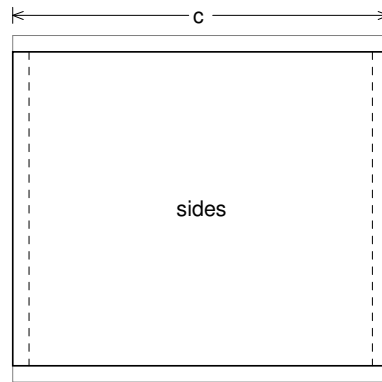
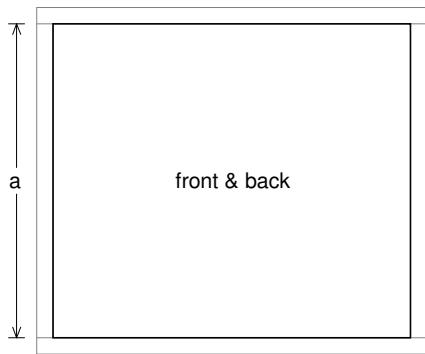
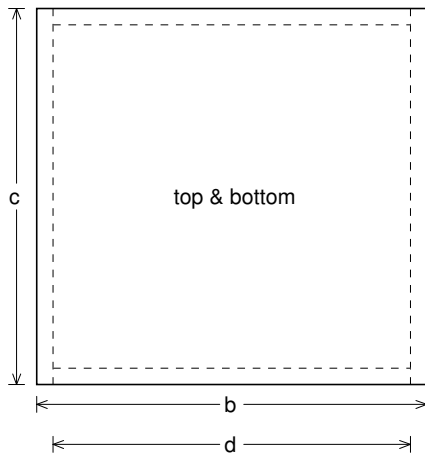
B = 16.5 in

C = 15.85 in

--Wall Thickness--

Front = 0.75 in

Side = 0.75 in



Box Parts

Box Shape: Square Prism

1 Top, 1 Bottom: depth (c) = 17.35 in
width (b) = 18, thickness = 0.75 in

1 Front, 1 Back: height (a) = 14.5 in
width (d) = 16.5, thickness = 0.75 in

2 Sides: height (a) = 14.5 in
depth (c) = 17.35, thickness = 0.75 in

--Driver Mounting--
Mounting: Front



Wiring Diagram

