



Box Properties

--Description--

Name:

Type: Vented Box

Shape: Prism, square

--Box Parameters--

Vb = 3.885 cu.ft

V(total) = 4.796 cu.ft

Fb = 30.52 Hz

F3 = 25.93 Hz

Fill = none

--Vents--

No. of Vents = 1

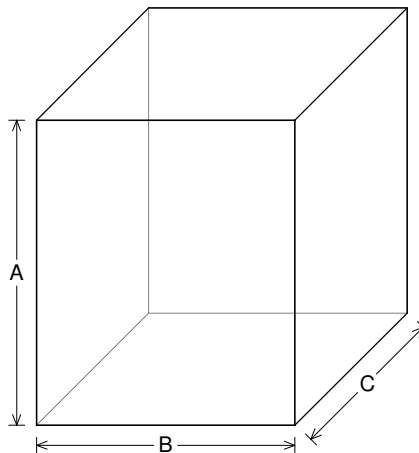
Vent shape = rectangle

Vent ends = one flush

Hv = 3 in

Wv = 8 in

Lv = 15 in



--External Dimensions--

A = 26 in

B = 22 in

C = 18 in

--Internal Dimensions--

A = 24.5 in

B = 20.5 in

C = 16.5 in

--Wall Thickness--

Front = 0.75 in

Side = 0.75 in

Driver Properties

--Description--

Name: XX 18 D4

Type: Standard one-way driver

Company: RE Audio (2015)

--Configuration--

No. of Drivers = 1

Dual voice coils = parallel

--Driver Parameters--

Fs = 20.51 Hz

Qms = 5.76

Vas = 6.082 cu.ft

Xmax = 1.9 in

Sd = 194.8 sq.in

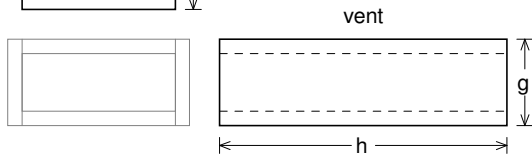
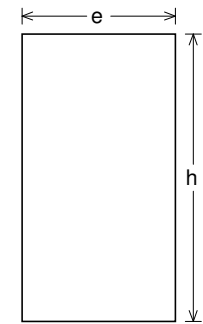


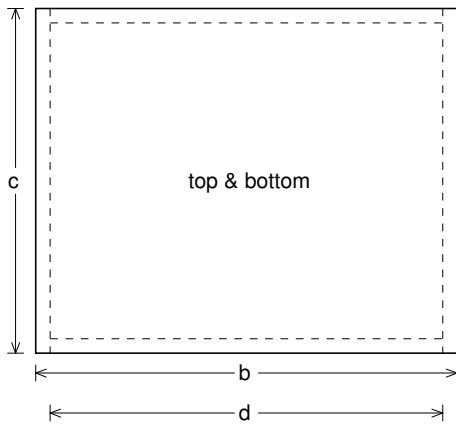
Qes = 0.567

Re = 1.48 ohms

Le = 1.727 mH

Z = 1.776 ohms

Pe = 1500 watts



Box Parts

Box Shape: Square Prism

- 1 Top, 1 Bottom: depth (c) = 18 in
width (b) = 22, thickness = 0.75 in
- 1 Front, 1 Back: height (a) = 24.5 in
width (d) = 20.5, thickness = 0.75 in
- 2 Sides: height (a) = 24.5 in
depth (c) = 18, thickness = 0.75 in

--Driver Mounting--
Mounting: Front

--Vent Parts--

- 1 Top, 1 Bottom:
width (e) = 8, length (h) = 15 in
thickness = 0.75 in
- 2 Sides:
height (g) = 4.5, length (h) = 15 in
thickness = 0.75 in



Wiring Diagram

